



District Report Card: 2017


State: West Bengal	District: Siliguri
Class: 8	Subject: Language
Schools: 49	Students: 1028


Participation/Coverage


Students

GENDER 	Boys		Girls	
	Number	%	Number	%
	397	38.62	631	61.38

AREA 	Rural		Urban	
	Number	%	Number	%
	627	60.99	401	39.01

CATEGORY 	SC		ST		OBC		GEN	
	Number	%	Number	%	Number	%	Number	%
	476	46.30	167	16.25	143	13.91	242	23.54

CWSN 	LD	VI	HI	S&LD	ID	Oth
	0	1	4	0	2	23

Management 	Government		Government-aided	
	Number	%	Number	%
	553	53.79	475	46.21

Average Performance of Students in Language (%)

Overall	Gender		Area		Management		Social Group			
	Male	Female	Rural	Urban	Govt.	Aided	SC	ST	OBC	GEN
52.33	55.87	50.11	47.89	59.29	48.79	56.46	51.13	44.83	51.14	60.58

Performance on Learning Outcomes (LOs)

Learning Outcomes	Description	Average Performance(%)
L813	Read textual/non-textual materials with comprehension and identifies the details, characters, main idea and sequence of ideas and events while reading	52.33

Range of Performance of Students who Answered Correctly							
Below 30%		30% - 50%		50% - 75%		Above 75%	
Number	%	Number	%	Number	%	Number	%
196	19.07	281	27.33	366	35.60	185	18.00

Lowest Performing Learning Outcomes (LOs)

1 - Read textual/non-textual materials with comprehension and identifies the details, characters, main idea and sequence of ideas and events while reading (52.33)